

Ace Sanitary

Hose & Fittings



FlexRite™



Seal-Rite™

COUPLING EXPERTISE WITH SPEED & SIMPLICITY™

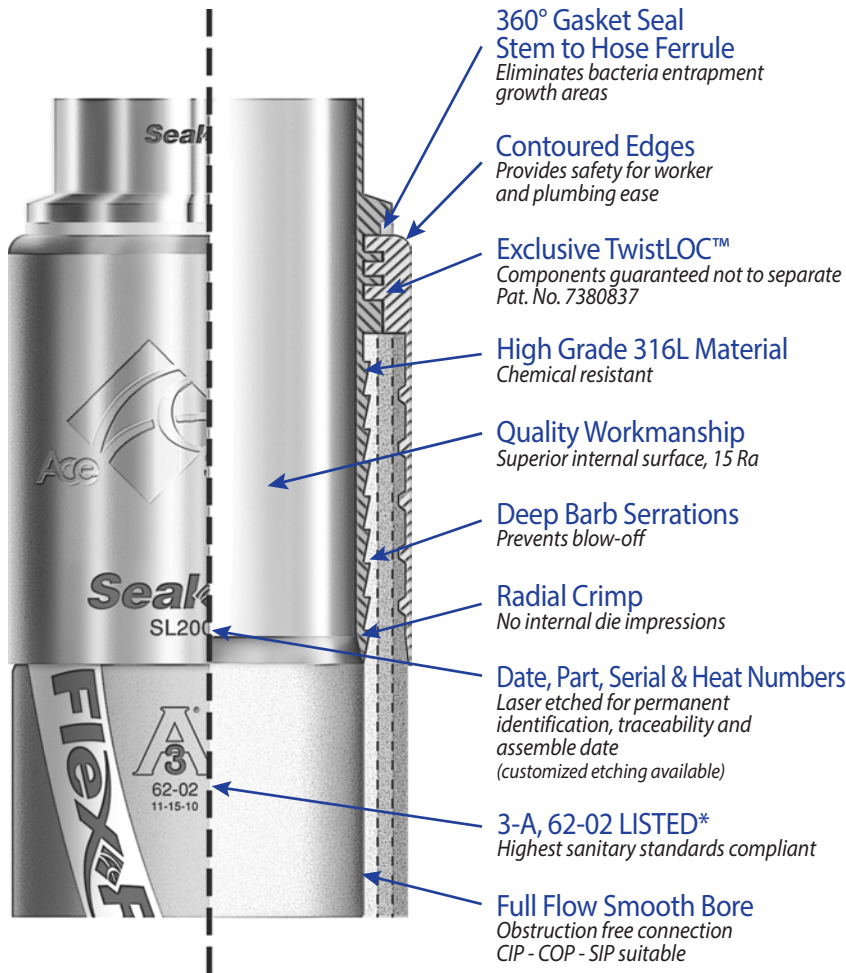


Ace Sanitary, Inc., formerly a division of the Ace Manufacturing Company was formed in 2004 to develop new business relationships. Initial product offerings were the Flex-Rite™ Sanitary Hose Line and Seal-Rite™ Hose Fittings. These products are now the core of our expanded product line. We work hard to know your business, assist you in problem solving, provide you with quality products and over 100 years of combined experience.



Visit acesanitary.com for new additions and most up-to-date product information


Page	Description
3	Assembly Types Radial Crimp, Molded, Reusable
4	R- Series FDA/3-A - Rubber Hose
5	R- Series FDA/3-A - Rubber Hose
6	R- Series FDA/3-A - Rubber Hose
7	F- Series FDA - Food Grade Hose
8	T- Series Fluoropolymer Lined Hose
9	T- Series Fluoropolymer Lined Hose
10	S- Series Silicone Hose
11	S- Series Silicone Hose
12	A- Series Specialty Tubing
13	P- Series PVC Hose
14	I- Series Industrial Hose (<i>Washdown & Steam</i>)
15	Specialty Molded, Jacketed Hose
16	Molded Assembly Types & Ordering
17	ReUseables Assembly Types & Ordering
18	Measurement & End Styles
19	Assembly Part Number and Ordering
20	General Hose Installation Information
21	Definitions Industry Recognized Terms
22	Accessories Clamps, Reducers, Supports, Etc.
23	Accessories Molded Labels, Racks, Custom Fab
24	Equipment Testing, Production, Marking
25	Equipment Washdown, Crimpers
26	Product Selection Cautionary/Warranty Statement
27	Sizing Fitting Specifier (<i>Actual Size Drawings</i>)
28	Data Sheets Product PDFs Available Online



Seal-Rite™ radial crimp couplers are the purest unitized assemblies available today. Our external crimp design provides a 360° fixed seal at the coupler stem to hose junction point that eliminates the possibility of product wicking between the hose and coupler. Unlike internal expansion, which can deform metal and yield die impressions, radial crimp technology will not interfere with the internal surface of the coupling stem. A full flow smooth bore transition is created after fabrication that eliminates ledges or crevices that can collect bacteria.

TwistLOC™ components become a single unit that resist separation under severe applications. Internal surface finishes of 15 Ra or better. Each coupling stem is manufactured from 316L grade stainless steel and laser etched with a material traceability number, which is our commitment to quality. Seal-Rite radial crimped couplers are available for attachment on Flex-Rite™ hoses. A wide range of end styles, sizes 1/4" through 6" are available.

ACCEPTED BY: USDA Dairy
COMPLIANCE: ASME BPE, FDA Grade "A" PMO



Molded Ends



Reusable Sanitary Fitting

Detailed information on both these products can be found on page 16 and 17.

*The 3-A 62-02 standard applies only to assemblies of 3/4" diameter and larger

RDC Discharge



This **lightweight** discharge hose provides extra flexibility and smooth handling. (Meets 3-A* standards, USDA acceptance and is FDA compliant). Designed to be chemically resistant to mild caustic solutions. This discharge hose is well suited for **overhead CIP** wash units and capable of handling pressures up to 250 PSI.

MODEL	I.D.	O.D.	WORKING PRESSURE	MIN. BEND RADIUS	WEIGHT PER FT.	VAC. IN HG.	LENGTH
RDC150	1 1/2"	2.07"	250 PSI	-	.98 lbs.	-	100'
RDC200	2"	2.59"	250 PSI	-	1.38 lbs.	-	100'
RDC250	2 1/2"	3.11"	250 PSI	-	1.78 lbs.	-	100'

TUBE White, FDA, 3-A*, Chlorobutyl
REINFORCEMENT Spiral-plyed synthetic fabric
RECOMMENDED CLEANING CIP, COP

COVER Blue EPDM w/white strip
TEMP. RANGE -40 to 225° F

RES High Temperature Suction & Discharge



This premium quality hose withstands rough handling and **high temperatures** and **harsher chemical** environments. A suction and discharge hose that will not impart taste or odor to products being transferred. (Meets 3-A* standards, USDA acceptance and is FDA compliant). Typical use includes: Non-Oily, Milk, Dairy, Food and Beverage, Chemical, Pharmaceutical and CIP Applications.

MODEL	I.D.	O.D.	WORKING PRESSURE	MIN. BEND RADIUS	WEIGHT PER FT.	VAC. IN HG.	LENGTH
RES050	1/2"	.94"	150 PSI	2.0"	.28 lbs.	29"	130'
RES075	3/4"	1.22"	150 PSI	2.5"	.47 lbs.	29"	130'
RES100	1"	1.46"	150 PSI	3.5"	.57 lbs.	29"	130'
RES150	1 1/2"	2.00"	150 PSI	6.0"	.88 lbs.	29"	130'
RES200	2"	2.52"	150 PSI	7.5"	1.13 lbs.	29"	130'
RES250	2 1/2"	3.17"	150 PSI	9.0"	1.87 lbs.	29"	130'
RES300	3"	3.70"	150 PSI	11.0"	2.24 lbs.	29"	130'

TUBE White, FDA, 3-A*, EPDM
REINFORCEMENT Two polyester spirals with dual wire helix
RECOMMENDED CLEANING CIP, SIP, Autoclave

COVER Blue EPDM Synthetic Rubber
TEMP. RANGE -40 to 275° F

Note: EPDM not recommended for use with petroleum based fluids

RCR Crush Resistant



Consistent flow is maintained by this **crush resistant** hose whether kinked, twisted or run over. It's designed with a monofilament helix to spring back to its original shape. (Meets 3-A* standards, USDA acceptance and is FDA compliant). Excellent for **high traffic areas**, the RCR delivers generous flow rates for wine, beer and other sanitary liquid food stuffs. Bacteria resistant construction delivers taste and odor free flow.

MODEL	I.D.	O.D.	WORKING PRESSURE	MIN. BEND RADIUS	WEIGHT PER FT.	VAC. IN HG.	LENGTH
RCR150	1 1/2"	2.11"	250 PSI	4.0"	.98 lbs.	27"	100'
RCR200	2"	2.68"	250 PSI	7.0"	1.38 lbs.	27"	100'
RCR250	2 1/2"	3.21"	250 PSI	10.0"	1.78 lbs.	27"	100'
RCR300	3"	3.85"	250 PSI	12.0"	2.45 lbs.	27"	100'
RCR400	4"	4.85"	250 PSI	15.0"	3.60 lbs.	27"	100'

TUBE White, FDA, 3-A*, Chlorobutyl
REINFORCEMENT Spiral-plyed synthetic fabric with monofilament helix
RECOMMENDED CLEANING CIP, COP

COVER Orange EPDM w/white strip
TEMP. RANGE -30 to 225° F

RCR-C Crush Resistant - Grounded



RCR-C is designed with the same rugged construction as our standard **crush resistant** hose. We've added a layer of protection for those applications where static discharge is a concern. (Meets 3-A* standards, USDA acceptance and is FDA compliant). This versatile hose has two multi-strand, copper wires to provide positive grounding and peace of mind.

MODEL	I.D.	O.D.	WORKING PRESSURE	MIN. BEND RADIUS	WEIGHT PER FT.	VAC. IN HG.	LENGTH
RCR-C150	1 1/2"	2.11"	250 PSI	4.0"	.98 lbs.	27"	100'
RCR-C200	2"	2.68"	250 PSI	7.0"	1.38 lbs.	27"	100'
RCR-C300	3"	3.85"	250 PSI	12.0"	2.59 lbs.	27"	100'

CALL FACTORY FOR 2-1/2" SIZE INFORMATION

TUBE White, FDA, 3-A*, Chlorobutyl
REINFORCEMENT Spiral-plyed synthetic fabric with monofilament helix & copper wire
RECOMMENDED CLEANING CIP, COP

COVER Orange EPDM w/white strip
TEMP. RANGE -30 to 225° F

All R-Series hose products meet/comply: USDA Class III requirements, FDA CFR Title 21.1772600, 3-A 18-03
 *The 3-A 62-02, standard applies only to assemblies of 3/4" diameter and larger.

WARNING Working pressure ratings for all Flex-Rite™ brand hoses are based on 70° F (ambient temperature). Working pressure and vacuum ratings will decrease as temperatures increase. For "R" series applications that exceed 200° F contact manufacturer for suggestions.

RSD Suction & Discharge GRAY



Versatility makes this hose our most popular choice for **product** transfer and **CIP** applications. (Meets 3-A* standards, USDA acceptance and is FDA compliant). Rated for full suction and discharge use up to 150 PSI. The specially compounded tube is engineered to handle high temperatures, will not impart taste or odor and is highly resistant to common CIP solutions. A dual wire helix makes the RSD **extremely flexible** and easy to handle.

MODEL	I.D.	O.D.	WORKING PRESSURE	MIN. BEND RADIUS	WEIGHT PER FT.	VAC. IN HG.	LENGTH
RSD050	1/2"	1.00"	150 PSI	2.0"	.32 lbs.	29"	100'
RSD075	3/4"	1.25"	150 PSI	2.0"	.57 lbs.	29"	100'
RSD100	1"	1.50"	150 PSI	3.0"	.91 lbs.	29"	100'
RSD150	1 1/2"	2.06"	150 PSI	4.0"	1.03 lbs.	29"	100'
RSD200	2"	2.57"	150 PSI	4.5"	1.32 lbs.	29"	100'
RSD250	2 1/2"	3.12"	150 PSI	5.5"	1.84 lbs.	29"	100'
RSD300	3"	3.74"	150 PSI	7.0"	2.55 lbs.	29"	100'
RSD400	4"	4.77"	150 PSI	10.0"	5.51 lbs.	29"	100'
RSD600	6"	6.75"	150 PSI	22.0"	5.42 lbs.	29"	100'

TUBE White, FDA, 3-A*, Chlorobutyl
REINFORCEMENT Spiral-plied synthetic fabric with dual wire helix
RECOMMENDED CLEANING CIP, COP

COVER Gray, EPDM w/white stripe
TEMP. RANGE -40 to 225° F
COLORS AVAILABLE Consult Factory

RSD Suction & Discharge BLUE



Product Description same as RSD Gray

MODEL	I.D.	O.D.	WORKING PRESSURE	MIN. BEND RADIUS	WEIGHT PER FT.	VAC. IN HG.	LENGTH
RSD B 150	1 1/2"	2.06"	150 PSI	4.0"	1.03 lbs.	29"	100'
RSD B 200	2"	2.57"	150 PSI	4.5"	1.32 lbs.	29"	100'
RSD B 250	2 1/2"	3.12"	150 PSI	5.5"	1.84 lbs.	29"	100'
RSD B 300	3"	3.74"	150 PSI	7.0"	2.55 lbs.	29"	100'

TUBE White, FDA, 3-A*, Chlorobutyl
REINFORCEMENT Spiral-plied synthetic fabric with dual wire helix
RECOMMENDED CLEANING CIP, COP

COVER Blue, EPDM w/white stripe
TEMP. RANGE -40 to 225° F
COLORS AVAILABLE Consult Factory

RSD Suction & Discharge RED



Product Description same as RSD Gray

MODEL	I.D.	O.D.	WORKING PRESSURE	MIN. BEND RADIUS	WEIGHT PER FT.	VAC. IN HG.	LENGTH
RSD R 150	1 1/2"	2.06"	150 PSI	4.0"	1.03 lbs.	29"	100'
RSD R 200	2"	2.57"	150 PSI	4.5"	1.32 lbs.	29"	100'
RSD R 250	2 1/2"	3.12"	150 PSI	5.5"	1.84 lbs.	29"	100'
RSD R 300	3"	3.74"	150 PSI	7.0"	2.55 lbs.	29"	100'

TUBE White, FDA, 3-A*, Chlorobutyl
REINFORCEMENT Spiral-plied synthetic fabric with dual wire helix
RECOMMENDED CLEANING CIP, COP

COVER Red, EPDM w/white stripe
TEMP. RANGE -40 to 225° F
COLORS AVAILABLE Consult Factory

RCT Comestible Transfer



Excellent choice for edible **oils**, and **personal care products** as well as most dairy applications. (Meets 3-A* standards, USDA acceptance and is FDA compliant). Rated for full transfer use up to 150 PSI, Nitrile hose is engineered to handle high temperatures and maintain product color, taste and aroma. A dual wire helix makes the RCT **extremely flexible** and easy to handle.

MODEL	I.D.	O.D.	WORKING PRESSURE	MIN. BEND RADIUS	WEIGHT PER FT.	VAC. IN HG.	LENGTH
RCT100	1"	1.50"	150 PSI	3.5"	.95 lbs.	29"	100'
RCT150	1 1/2"	2.13"	150 PSI	4.0"	1.10 lbs.	29"	100'
RCT200	2"	2.64"	150 PSI	4.5"	1.45 lbs.	29"	100'
RCT250	2 1/2"	3.19"	150 PSI	6.0"	1.90 lbs.	29"	100'
RCT300	3"	3.76"	150 PSI	7.0"	2.68 lbs.	29"	100'
RCT400	4"	4.77"	150 PSI	10.5"	3.54 lbs.	29"	100'

TUBE White, FDA, 3-A*, Nitrile
REINFORCEMENT Spiral-plied synthetic fabric with dual wire helix
RECOMMENDED CLEANING CIP, COP

COVER White Nitrile w/white stripe
TEMP. RANGE -25 to 250° F

For quickest response, send ALL requests for quotes and purchase orders to:

sales@acesanitary.com

ALL R-Series hose products meet/comply: USDA Class III requirements, FDA CFR Title 21.1772600, 3-A 18-03
 *The 3-A 62-02, standard applies only to assemblies of 3/4" diameter and larger.

WARNING Working pressure ratings for all Flex-Rite™ brand hoses are based on 70° F (ambient temperature). Working pressure and vacuum ratings will decrease as temperatures increase. For "R" series applications that exceed 200° F contact manufacturer for suggestions.

RBT Beverage Transfer



NEW
and
Improved!

A **heavy-duty** discharge hose with **suction capability** is ideal for the highly demanding service of transferring liquid products in breweries, wineries and dairies. (Meets 3-A* standards, USDA acceptance and is FDA compliant). **Bounce back design** resists damage from kinking or flattening in high traffic areas.

MODEL	I.D.	O.D.	WORKING PRESSURE	MIN. BEND RADIUS	WEIGHT PER FT.	VAC. IN HG.	LENGTH
RBT100	1"	1.66"	250 PSI	4.0"	.74 lbs.	20"	100'
RBT150	1 1/2"	2.20"	250 PSI	5.5"	1.10 lbs.	20"	100'
RBT200	2"	2.89"	250 PSI	6.5"	1.84 lbs.	20"	100'
RBT300	3"	4.09"	250 PSI	10.0"	3.57 lbs.	20"	100'

TUBE White, FDA, 3-A*, EPDM

REINFORCEMENT Spiral-plied synthetic fabric 4 plies 1.5"- 6 plies 2" & over

RECOMMENDED CLEANING CIP, COP

COVER Purple EPDM w/white stripe

TEMP. RANGE -40 to 225° F

RWD Washdown



Now Stocked in
White - Blue
Black - Yellow

This **premium** washdown hose is designed for **cleanup duties** in non-oily applications, dairies, creameries, breweries, food, beverage, meat and poultry processing plants. This premium quality hose is capable of handling hot water up to **275° F**. (Meets 3-A* standards, USDA acceptance and is FDA compliant). A chemically resistant hose, with a wrapped cover construction designed to provide excellent resistance to cuts and abrasion while providing handling stability.

MODEL	I.D.	O.D.	WORKING PRESSURE	MIN. BEND RADIUS	WEIGHT PER FT.	VAC. IN HG.	LENGTH
RWD075	3/4"	1.35"	300 PSI	-	.41 lbs.	-	200'
RWDB075	3/4"	1.35"	300 PSI	-	.41 lbs.	-	200'
RWDBK075	3/4"	1.35"	300 PSI	-	.41 lbs.	-	200'
RWDY075	3/4"	1.35"	300 PSI	-	.41 lbs.	-	200'

TUBE White, FDA, 3-A*, EPDM

REINFORCEMENT Spiral-plied synthetic fabric 4 piles

RECOMMENDED CLEANING CIP, COP

COVER White EPDM w/white stripe

Custom Colors Available

TEMP. RANGE -40 to 275° F

Note: EPDM not recommended for use with petroleum based fluids

See page 14 for additional washdown options.

RWS-L Wine & Spirits - Lite



RWS-L is a lightweight, extremely flexible hose. The exterior polymer blend with corrugations that are wide and smooth ensure **low friction** and ease of movement. This suction and discharge hose is designed for extra flex. **Wear resistance** is achieved by its "ARC" abrasion resistant cover. **RWS-L** delivers taste and odor free flow and easy clean up. (Meets 3-A* standards, USDA acceptance and is FDA compliant)

MODEL	I.D.	O.D.	WORKING PRESSURE	MIN. BEND RADIUS	WEIGHT PER FT.	VAC. IN HG.	LENGTH
RWS-L150	1 1/2"	1.93"	115 PSI	3.0"	.65 lbs.	27"	130'
RWS-L200	2"	2.44"	115 PSI	4.0"	.85 lbs.	27"	130'
RWS-L250	2 1/2"	2.97"	115 PSI	5.0"	1.15 lbs.	27"	130'
RWS-L300	3"	3.46"	115 PSI	6.0"	1.37 lbs.	27"	130'

TUBE White, FDA, 3-A*, Chlorobutyl

REINFORCEMENT High strength synthetic cord with steel wire helix

RECOMMENDED CLEANING CIP, COP

COVER Gray Thermoplastic w/white stripe

TEMP. RANGE -40 to 250° F

RWS Wine & Spirits



Exterior polymer blend with wide/smooth corrugations ensures **low friction** and ease of movement. This suction & discharge hose is designed for extra flex and **wear resistance**. (Meets 3-A* standards, USDA acceptance and is FDA compliant). Delivers taste and odor free flow and easy clean up.

MODEL	I.D.	O.D.	WORKING PRESSURE	MIN. BEND RADIUS	WEIGHT PER FT.	VAC. IN HG.	LENGTH
RWS150	1 1/2"	2.09"	150 PSI	4.0"	1.00 lbs.	29"	130'
RWS200	2"	2.69"	150 PSI	5.0"	1.39 lbs.	29"	130'
RWS250	2 1/2"	3.13"	150 PSI	6.5"	1.68 lbs.	29"	130'
RWS300	3"	3.64"	150 PSI	7.5"	2.11 lbs.	29"	130'
RWS400	4"	4.77"	150 PSI	9.0"	3.15 lbs.	29"	130'

TUBE White, FDA, 3-A*, Chlorobutyl

REINFORCEMENT High strength synthetic cord with steel wire helix

RECOMMENDED CLEANING CIP, COP

COVER Red Thermoplastic w/white stripe

TEMP. RANGE -40 to 250° F

ALL R-Series hose products meet/comply: USDA Class III requirements, FDA CFR Title 21.1772600, 3-A 18-03

*The 3-A 62-02, standard applies only to assemblies of 3/4" diameter and larger.

WARNING Working pressure ratings for all Flex-Rite™ brand hoses are based on 70° F (ambient temperature). Working pressure and vacuum ratings will decrease as temperatures increase. For "R" series applications that exceed 200° F contact manufacturer for suggestions.

These FDA grade hoses are not suitable for 3-A applications

FPE UHMW-PE S&D



An economical alternative for fluoropolymer lined hose. With a low friction cover it's a significant addition to our chemical hose line. It handles the majority of common industrial chemicals in pressure, gravity and suction applications. FPE is crush and kink resistant and durable for challenging applications.

MODEL	I.D.	O.D.	WORKING PRESSURE	MIN. BEND RADIUS	WEIGHT PER FT.	VAC. IN HG.	LENGTH
FPE075	3/4"	1.22"	150 PSI	3.15"	.46 lbs.	28"	130'
FPE100	1"	1.46"	150 PSI	3.94"	.54 lbs.	28"	130'
FPE150	1 1/2"	2.00"	150 PSI	5.92"	.76 lbs.	28"	130'
FPE200	2"	2.52"	150 PSI	7.87"	1.21 lbs.	28"	130'

TUBE UPE, USP Class II & FDA Criteria
REINFORCEMENT Spiral-plyed synthetic fiber, steel & copper wire helix
RECOMMENDED CLEANING CIP, COP

COVER Green Thermoplastic w/white stripe
TEMP. RANGE -31 to 212° F

FDF Dry Food Transfer



This suction and discharge hose, with its anti-static tube and conductive cover is excellent for wet or dry abrasive materials, like sugar or powdered milk. It's designed to be extremely flexible and suited for extreme environments.

MODEL	I.D.	O.D.	WORKING PRESSURE	MIN. BEND RADIUS	WEIGHT PER FT.	VAC. IN HG.	LENGTH
FDF200	2"	2.64"	150 PSI	12.0"	1.89 lbs.	27"	130'
FDF300	3"	3.66"	150 PSI	18.0"	3.15 lbs.	27"	130'
FDF400	4"	4.72"	150 PSI	24.0"	4.52 lbs.	27"	130'

TUBE White, FDA, Anti-Static, NBR
REINFORCEMENT Spiral ply cords w/2 steel helix wires and static wire
RECOMMENDED CLEANING CIP, COP

COVER Green w/conductive black stripe
TEMP. RANGE -15 to 180° F

FRH Raised Helix



This hose is an excellent choice for receiving bays. Its exterior corrugations provide for tight bending and easy handling. Designed for adverse conditions or cleanup as water will not pool with use of the FRH. Versatile and flexible, this hose is ideal for suction and discharge use up to 150 PSI while not imparting taste or odor.

MODEL	I.D.	O.D.	WORKING PRESSURE	MIN. BEND RADIUS	WEIGHT PER FT.	VAC. IN HG.	LENGTH
FRH200	2"	2.59"	150 PSI	-	1.23 lbs.	29"	100'
FRH300	3"	3.58"	150 PSI	-	1.76 lbs.	29"	100'

TUBE White, FDA, 3-A*, Chlorobutyl
REINFORCEMENT 2 ply synthetic fabric
RECOMMENDED CLEANING CIP, COP

COVER Gray, w/orange PVC Helix
TEMP. RANGE -25 to 180° F

PTFE Lined Hoses



Flared Through Liners



Visit acesanitary.com for new additions and most up-to-date product information

T-Series Fluoropolymer Lined Hose

All "T-Series" hose meet **USP Class VI & FDA Criteria** - ALL liners are **extra thick** to provide better flex life and less permeation. **Anti-static** tube option available.

TSC Silicone Covered - Smooth Bore



This silicone covered, PTFE lined tube (tube: smooth bore with exterior convolutions) provides extreme flexibility. Exceptional for High Purity use in Pharmaceutical, Biotech and Foodstuffs industries. This hose will not impart taste or odor to products being transferred and provides cleaning ease both inside and out. TSC is excellent for use in hot oil or low velocity steam transfer applications.

TSC-C Carbon Filled - Anti-Static



While similar to the TXS, the **TXS-C** has a carbon filled tube for safety purposes - recommended for applications where static build-up is a concern.

TXS Smooth Bore - Extreme Flex



**NEW
EXTREME
FLEX**

This ultra hygienic hose is heavy duty, and extremely flexible. It's smooth, easy to clean, PTFE bore imparts no odor or taste which makes it ideal for demanding applications in the Food, Bio, Pharma and Cosmetic industries.

TXS-C Carbon Filled - Anti-Static



While similar to the TXS, the **TXS-C** has a carbon filled tube for safety purposes - recommended for applications where static build-up is a concern.

TSP CO-X PTFE



**NEW
CO-EXTRUDED
PTFE**

TSP is a suction and discharge hose lined with co-extruded PTFE and has a smooth silicone cover (easily cleaned). This batch hose is produced without the use of adhesives and is phthalate free. Co-extrusion allows your product to flow through a natural, non-pigmented PTFE surface. TSP's excellent chemical and mechanical properties are designed for use in the food, cosmetic, chemical and pharmaceutical industries.

TSP-C Carbon Filled - Anti-Static



Whiles similar to the TSP, the **TSP-C** has a carbon filled tube for safety purposes - recommended for applications where static build-up is a concern.

MODEL	I.D.	O.D.	WORKING PRESSURE	MIN. BEND RADIUS	WEIGHT PER FT.	VAC. IN HG.	LENGTH
TSC025	1/4"	.46"	1100 PSI	.07"	.12 lbs.	29"	50'
TSC037	3/8"	.61"	1000 PSI	1.0"	.14 lbs.	29"	50'
TSC050	1/2"	.84"	870 PSI	1.5"	.25 lbs.	29"	50'
TSC075	3/4"	1.12"	650 PSI	2.5"	.42 lbs.	29"	50'
TSC100	1"	1.45"	580 PSI	4.0"	.57 lbs.	29"	50'
TSC150	1 1/2"	2.03"	430 PSI	6.7"	1.14 lbs.	29"	50'
TSC200	2"	2.56"	400 PSI	8.2"	1.58 lbs.	29"	50'
TSC250	2 1/2"	3.17"	290 PSI	11.8"	2.41 lbs.	29"	50'
TSC300	3"	3.65"	220 PSI	13.8"	2.96 lbs.	29"	50'

TUBE PTFE (Natural/Anti-static), 3-A*, USP Class VI & FDA Criteria
REINFORCEMENT 316L Stainless Steel
RECOMMENDED CLEANING CIP, SIP, Autoclave

COVER White, Platinum Cured Silicone
TEMP. RANGE -100 to 400° F
MOLDED SML Molded Labels pg 23

TSC-C addresses **Static Electric** concerns. A **PTFE** conductive liner with a carbon rich inner contact surface capable of conducting 1,000 microamps of current (1 milliamp) when 1000 volts (DC) or less is applied to the surface. The carbon is a **high purity furnace black and meets FDA 21CFR 178.3297**.

Please use **"TSC-C"** with the above MODEL description when ordering this hose.

MODEL	I.D.	O.D.	WORKING PRESSURE	MIN. BEND RADIUS	WEIGHT PER FT.	VAC. IN HG.	LENGTH
TXS050	1/2"	1.01"	580 PSI	2.4"	.27 lbs.	28"	32'
TXS075	3/4"	1.29"	580 PSI	3.2"	.60 lbs.	28"	32'
TXS100	1"	1.51"	580 PSI	4.7"	.67 lbs.	28"	32'
TXS150	1 1/2"	2.10"	365 PSI	7.9"	1.18 lbs.	28"	32'
TXS200	2"	2.61"	365 PSI	9.8"	1.78 lbs.	28"	32'

TUBE PTFE (Natural/Anti-static), 3-A*, USP Class VI, REACH & FDA Criteria
REINFORCEMENT Stainless Steel wire, helix
RECOMMENDED CLEANING CIP, SIP, Autoclave

COVER EPDM Cover
TEMP. RANGE -40 to 302° F
COVER OPTIONS Standard EPDM, SS Braid

TXS-C addresses **Static Electric** concerns. A **PTFE** conductive liner with a carbon rich inner contact surface capable of conducting 1,000 microamps of current (1 milliamp) when 1000 volts (DC) or less is applied to the surface. The carbon is a **high purity furnace black and meets FDA 21CFR 178.3297**.

Please use **"TXS-C"** with the above MODEL description when ordering this hose.

MODEL	I.D.	O.D.	WORKING PRESSURE	MIN. BEND RADIUS	WEIGHT PER FT.	VAC. IN HG.	LENGTH
TSP050	1/2"	.94"	200 PSI	2.0"	.31 lbs.	28"	32'
TSP075	3/4"	1.18"	180 PSI	3.0"	.41 lbs.	28"	32'
TSP100	1"	1.42"	180 PSI	3.5"	.51 lbs.	28"	32'
TSP150	1 1/2"	1.97"	150 PSI	5.5"	.84 lbs.	28"	32'
TSP200	2"	2.44"	105 PSI	7.0"	1.07 lbs.	28"	32'
TSP250	2 1/2"	3.13"	90 PSI	12.5"	1.80 lbs.	28"	32'
TSP300	3"	3.58"	75 PSI	15.0"	2.17 lbs.	28"	32'
TSP400	4"	4.61"	60 PSI	23.0"	3.40 lbs.	28"	20'

TUBE PTFE (Natural/Anti-static), 3-A*, USP Class VI, REACH & FDA Criteria
REINFORCEMENT Spiral-plyed synthetic fabric w/Stainless Steel wire, helix
RECOMMENDED CLEANING CIP, SIP, Autoclave

COVER FDA, White, Smooth Silicone
TEMP. RANGE -40 to 300° F
MOLDED SML Molded Labels pg 23

1 1/4" Available Upon request - Consult Factory

TSP-C addresses **Static Electric** concerns. A **PTFE** conductive liner with a carbon rich inner contact surface capable of conducting 1,000 microamps of current (1 milliamp) when 1000 volts (DC) or less is applied to the surface. The carbon is a **high purity furnace black and meets FDA 21CFR 178.3297**.

Please use **"TSP-C"** with the above MODEL description when ordering this hose.

WARNING Working pressure ratings for all Flex-Rite™ brand hoses are based on 70° F (ambient temperature). Working pressure and vacuum ratings will decrease as temperatures increase. For "T" series applications that exceed 250° F contact manufacturer for suggestions.

TRP EPDM Rubber Covered Smooth Bore



A suction/discharge hose with co-extruded PTFE tube. This batch traceable hose is produced without the use of adhesives and is phthalate free. It features S.S. Wire Helix & FDA Grade Backing Materials
Ultra Flexible/High Purity

MODEL	I.D.	O.D.	WORKING PRESSURE	MIN. BEND RADIUS	WEIGHT PER FT.	VAC. IN HG.	LENGTH
TRP050	1/2"	1.00"	250 PSI	3.00"	.34 lbs.	28"	130'
TRP075	3/4"	1.22"	250 PSI	4.33"	.44 lbs.	28"	130'
TRP100	1"	1.46"	250 PSI	5.91"	.54 lbs.	28"	130'
TRP150	1 1/2"	2.00"	250 PSI	9.45"	.90 lbs.	28"	130'
TRP200	2"	2.60"	250 PSI	12.60"	1.38 lbs.	28"	130'
TRP250	2 1/2"	3.13"	250 PSI	16.90"	1.74 lbs.	28"	65'
TRP300	3"	3.58"	250 PSI	28.08"	2.30 lbs.	28"	65'
TRP400	4"	4.57"	250 PSI	25.59"	2.82 lbs.	28"	65'

TUBE PTFE FDA, 3-A*, USP Class VI, ISO Compliant
REINFORCEMENT Stainless Steel Wire Helices
RECOMMENDED CLEANING CIP, SIP, COP

COVER Green EPDM, Smooth w/white stripe
TEMP. RANGE -40 to 302° F

TSB Braided Smooth Bore



Excellent for fixed applications where minimal Abuse, handling or flexing exist. Available for "flared through" applications.

HOSE COVER OPTIONS AVAILABLE

MODEL	I.D.	O.D.	WORKING PRESSURE	MIN. BEND RADIUS	WEIGHT PER FT.	VAC. IN HG.	LENGTH
TSB025	1/4"	.41"	3000 PSI	1.7"	.16 lbs.	30"	50'
TSB037	3/8"	.53"	2500 PSI	2.0"	.16 lbs.	30"	50'
TSB050	1/2"	.63"	1425 PSI	6.5"	.16 lbs.	30"	50'
TSB075	3/4"	.86"	1000 PSI	8.2"	.20 lbs.	30"	50'
TSB100	1"	1.19"	1000 PSI	12.0"	.53 lbs.	30"	50'

TUBE PTFE unpigmented, USP Class VI & FDA Criteria
REINFORCEMENT 1" double braided
RECOMMENDED CLEANING CIP, SIP, Autoclave

COVER Stainless Steel braid
TEMP. RANGE -20 to 425° F

TCB Steel Braided Convolutd



Kink resistant hose that is easy to flex and has a tighter bend radii than smooth bore. Open-pitched, seamless, helical convolutions provide for easy cleaning and transport of pharmaceuticals, chemical, food and beverages.

HOSE COVER OPTIONS AVAILABLE

MODEL	I.D.	O.D.	WORKING PRESSURE	MIN. BEND RADIUS	WEIGHT PER FT.	VAC. IN HG.	LENGTH
TCB050	1/2"	.75"	1425 PSI	2.0"	.19 lbs.	29"	50'
TCB075	3/4"	1.05"	1300 PSI	2.7"	.29 lbs.	29"	50'
TCB100	1"	1.35"	1100 PSI	4.0"	.51 lbs.	29"	50'
TCB150	1 1/2"	2.03"	700 PSI	6.0"	.81 lbs.	29"	50'
TCB200	2"	2.46"	525 PSI	7.5"	1.00 lbs.	29"	50'
TCB300	3"	3.70"	350 PSI	14.0"	-	29"	50'
TCB400	4"	5.00"	275 PSI	16.0"	-	29"	50'

TUBE PTFE unpigmented, USP Class VI & FDA Criteria
RECOMMENDED CLEANING CIP, SIP, Autoclave

COVER Stainless Steel braid
TEMP. RANGE -20 to 425° F

TCP Poly Braided Convolutd



Better abrasion resistance than metal braids, easy to flex and has a tighter bend radii than smooth bore. Kink resistant with open-pitched, seamless, helical convolutions that provide for easy cleaning and transport of pharmaceuticals, chemicals, food and beverages.

MODEL	I.D.	O.D.	WORKING PRESSURE	MIN. BEND RADIUS	WEIGHT PER FT.	VAC. IN HG.	LENGTH
TCP050	1/2"	.86"	475 PSI	2.0"	.12 lbs.	29"	50'
TCP075	3/4"	1.16"	425 PSI	2.7"	.18 lbs.	29"	50'
TCP100	1"	1.44"	375 PSI	4.0"	.26 lbs.	29"	50'
TCP150	1 1/2"	2.16"	325 PSI	6.0"	.47 lbs.	29"	50'
TCP200	2"	2.56"	275 PSI	7.5"	.54 lbs.	29"	50'
TCP300	3"	3.92"	225 PSI	14.0"	-	29"	50'
TCP400	4"	5.22"	100 PSI	16.0"	-	29"	50'

TUBE PTFE unpigmented, USP Class VI & FDA Criteria
RECOMMENDED CLEANING CIP, SIP, Autoclave

COVER Blue polypropylene
TEMP. RANGE -20 to 250° F

TVF VuFlo® Indicator



VuFlo® flow indicator allows quick verification of product volume and transfer through your system. Chemically resistant and designed to produce excellent performance in Dairy, Food & Beverage, Cosmetics, Pharmaceutical and Biotech applications. (Meets 3-A*, USDA, FDA and USP Class VI standards).

MODEL	I.D.	O.D.	WORKING PRESSURE	MIN. BEND RADIUS	WEIGHT PER FT.	VAC. IN HG.	LENGTH
TVF050	1/2"	.72"	200 PSI	RIGID	.18 lbs.	27"	12'
TVF075	3/4"	1.02"	175 PSI	RIGID	.33 lbs.	27"	12'
TVF100	1"	1.27"	125 PSI	RIGID	.43 lbs.	27"	12'
TVF150	1 1/2"	1.82"	105 PSI	RIGID	.74 lbs.	27"	12'
TVF200	2"	2.27"	75 PSI	RIGID	.80 lbs.	27"	12'
TVF250	2 1/2"	2.80"	50 PSI	RIGID	.88 lbs.	27"	12'
TVF300	3"	3.31"	45 PSI	RIGID	.99 lbs.	27"	12'

TUBE CLASS VI, FEP

RECOMMENDED CLEANING CIP, COP, SIP

TEMP. RANGE -80 to 450° F

4" Available Upon request - Consult Factory

T-Series Products meet/comply: USP Class VI, FDA CFR Title 21 177.2600, 3-A 20-23

*The 3-A 62-02, standard applies only to assemblies of 3/4" diameter and larger.

WARNING Working pressure ratings for all Flex-Rite™ brand hoses are based on 70° F (ambient temperature). Working pressure and vacuum ratings will decrease as temperatures increase. For "T" series applications that exceed 250° F contact manufacturer for suggestions.

Visit acesanitary.com for new additions and most up-to-date product information

SCT Non-reinforced Tubing (see page 12)

All "S-Series" products meet or exceed **USP Class VI & FDA Criteria** Manufactured from high purity, platinum cured resin and fully traceable. Extractable & Leachable documentation available upon request.

SXW X-tremely Flexible, Wire Reinforced



SXW with low force-to-bend characteristics is an **X-tremely flexible** suction and delivery hose. Our phthalates free tubes are ideal for pharmaceutical, cosmetic and food products transfer. (Meets 3A*, USDA, FDA and USP Class VI standards).

This **High Purity Silicone** hose is manufactured to the longest length in the industry (130 feet).

Striking a balance between flexibility and strength, **SXW** is reinforced with 316L stainless steel wire.

MODEL	I.D.	O.D.	WORKING PRESSURE	MIN. BEND RADIUS	WEIGHT PER FT.	VAC. IN HG.	LENGTH
SXW050	1/2"	.94"	150 PSI	1.5"	0.31 lbs.	28"	130'
SXW075	3/4"	1.18"	150 PSI	2.0"	0.40 lbs.	28"	130'
SXW100	1"	1.42"	150 PSI	2.5"	0.49 lbs.	28"	130'
SXW125	1 1/4"	1.69"	137 PSI	3.5"	0.65 lbs.	28"	130'
SXW150	1 1/2"	2.00"	125 PSI	4.5"	0.81 lbs.	28"	130'
SXW200	2"	2.52"	110 PSI	5.5"	1.05 lbs.	28"	130'
SXW250	2 1/2"	3.09"	85 PSI	7.0"	1.55 lbs.	28"	130'
SXW300	3"	3.58"	70 PSI	9.0"	1.82 lbs.	28"	130'
SXW400	4"	4.61"	50 PSI	14.5"	2.38 lbs.	28"	130'

TUBE FDA, 3-A*, USP Class VI silicone - Platinum cured
REINFORCEMENT 4 ply polyester fabric w/316L stainless steel wire helix
RECOMMENDED CLEANING CIP, SIP, Autoclave

COVER White translucent (colors available)
TEMP. RANGE -100 to 395° F

SXD Fabric Reinforced Discharge



SXD like the SXW, is extremely easy to handle. Reinforced with four fabric layers ensures a balance between strength and lightness. Specially designed for **bulk transfer**, high-pressure, and light vacuum process applications. (Meets 3A*, USDA, FDA and USP Class VI standards). Short lengths are ideal for proportioning and load cells.

MODEL	I.D.	O.D.	WORKING PRESSURE	MIN. BEND RADIUS	WEIGHT PER FT.	VAC. IN HG.	LENGTH
SXD050	1/2"	.93"	150 PSI	8.0"	0.27 lbs.	26"	130'
SXD075	3/4"	1.22"	150 PSI	10.0"	0.37 lbs.	22"	130'
SXD100	1"	1.46"	125 PSI	12.0"	0.46 lbs.	18"	130'
SXD150	1 1/2"	1.97"	85 PSI	-	0.64 lbs.	12"	130'
SXD200	2"	2.48"	70 PSI	-	0.83 lbs.	8"	130'
SXD250	2 1/2"	3.01"	60 PSI	-	1.13 lbs.	6"	130'
SXD300	3"	3.50"	45 PSI	-	1.33 lbs.	4"	130'

TUBE FDA, 3-A*, USP Class VI silicone - Platinum cured
REINFORCEMENT 4 ply polyester fabric
RECOMMENDED CLEANING CIP, SIP, Autoclave

COVER White translucent (colors available)
TEMP. RANGE -100 to 395° F

SSD Single Braid Discharge



A polyester braid reinforced silicone hose, processed with pharmaceutical grade elastomer, designed for mid-range pressures. Manufactured using reinforced polyester braid. Resists weathering and temperature extremes. (Meets 3A*, USDA, FDA and USP Class VI standards).

MODEL	I.D.	O.D.	WORKING PRESSURE	MIN. BEND RADIUS	WEIGHT PER FT.	VAC. IN HG.	LENGTH
SSD025	1/4"	.52"	160 PSI	1.3"	0.09 lbs.	-	50'
SSD037	3/8"	.66"	135 PSI	2.0"	0.13 lbs.	-	50'
SSD050	1/2"	.80"	130 PSI	2.5"	0.18 lbs.	-	50'
SSD062	5/8"	.97"	100 PSI	3.0"	0.22 lbs.	-	50'
SSD075	3/4"	1.10"	85 PSI	3.5"	0.26 lbs.	-	50'
SSD100	1"	1.36"	65 PSI	5.0"	0.31 lbs.	-	50'

TUBE FDA, 3-A*, USP Class VI silicone - Platinum cured
REINFORCEMENT Single ply polyester braid
RECOMMENDED CLEANING CIP, SIP, Autoclave

COVER White translucent
TEMP. RANGE -100 to 395° F

For quickest response,
 send ALL request for quotes
 and purchase orders to:
sales@acesanitary.com

ALL S-Series Products meet/comply: USP VI, USDA Class III requirements, FDA CFR Title 21 177.2600, 3-A 18-03

*The 3-A 62-02, standard applies only to assemblies of 3/4" diameter and larger.

WARNING: Working pressure ratings for all Flex-Rite™ Products are based on 70° F (ambient temperature). Working pressure and vacuum ratings will decrease as temperatures increase. For "S" series applications that exceed 250° F contact manufacturer for suggestions.

INVENTORY CLOSEOUT
Call Factory for Available Quantities

SDB Double Braided Discharge



This high-pressure, silicone, double braided, non-metallic hose can be autoclaved, irradiated or sterilized by ethylene oxide gas. (Meets 3A*, USDA, FDA and USP Class VI standards). Designed to resist weathering and temperature extremes.

MODEL	I.D.	O.D.	WORKING PRESSURE	MIN. BEND RADIUS	WEIGHT PER FT.	VAC. IN HG.	LENGTH
SDB050	1/2"	.94"	150 PSI	6.0"	0.27 lbs.	-	50'
SDB075	3/4"	1.25"	135 PSI	7.5"	0.44 lbs.	-	50'
SDB100	1"	1.47"	120 PSI	8.0"	0.47 lbs.	-	50'

TUBE FDA, 3-A*, USP Class VI silicone - Platinum cured
REINFORCEMENT 4 ply polyester fabric
RECOMMENDED CLEANING CIP, SIP, Autoclave

COVER Solid white
TEMP. RANGE -100 to 395° F

ALL S-Series Products meet/comply: USP VI, USDA Class III requirements, FDA CFR Title 21 177.2600, 3-A 18-03

*The 3-A 62-02, standard applies only to assemblies of 3/4" diameter and larger.


WARNING: Working pressure ratings for all Flex-Rite™ Products are based on 70° F (ambient temperature). Working pressure and vacuum ratings will decrease as temperatures increase. For "S" series applications that exceed 250°F contact manufacturer for suggestions.

Traceability Solution...

for Silicone or Silicone covered hoses.

- Permanently Attached, No Product Contact
- Completely Sealed, Easy to Read Text
- Autoclavable, CIP & SIP Compatible
- Label Contains Custom Information as Needed
- Quick Turn-around with Customized Text Available

SML Molded Labels



ADDITIONAL COLOR/FONT COMBINATIONS AVAILABLE

Customer Care

Ace Sanitary is committed to satisfying our customers' need for sanitary hose, hose couplings, assemblies, and accessories.

Our aim is to achieve customer satisfaction with on-time delivery, quick turn-around, and quality products. Lean methods and continual improvement are used to ensure our customers receive a competitive price.



Scan for
quickest access to
acesanitary.com

Single-Use Tube Assemblies
ISO Class 7 Clean Room for High-Purity Systems

Sanitary Hoses
Designed for a variety of Sanitary & High-Purity Applications

Instrumentation Hoses
For Sanitary & High-Purity Processes
The New Home of **FlexFit Hose**

Hose Fittings
Patented Design for Sanitary & High-Purity Processes

Washdown
For Sanitary & High-Purity Processes

Specialty
For Sanitary & High-Purity Processes

Accessories
For Sanitary & High-Purity Processes

Equipment
Assembly Equipment for Sanitary & High-Purity Processes

Most popular sizes shown, complete list available online



APT is ideal for pharmaceutical, biological, food and beverage applications and provides superior performance in peristaltic pumps. Extruded from virgin, medical grade TPR to precise dimensional tolerances and provides an excellent alternative to silicone tubing. APT is lot & batch traceable and can handle multiple autoclave cycles.

MODEL	I.D.	O.D.	WALL	LENGTH
APT187X375	3/16"	3/8"	3/32"	50'
APT250X500	1/4"	1/2"	1/8"	50'
APT375X625	3/8"	5/8"	1/8"	50'
APT500X750	1/2"	3/4"	1/8"	50'
APT750X1125	3/4"	1-1/8"	3/16"	50'

TUBE: 3-A* Class VI, FDA TPR RECOMMENDED CLEANING: Ethylene Oxide, Autoclave, Gamma TEMP. RANGE: -40 to +275° F



AST is also **WELDABLE**, designed and formulated to meet the critical demands of the medical, pharmaceutical, research, biotech and diagnostics industries. Our unique production method keeps the tubing round after autoclaving to insure better flow control in pumps and ease of welding.

MODEL	I.D.	O.D.	WALL	LENGTH
AST187X375	3/16"	3/8"	3/32"	50/100'
AST250X500	1/4"	1/2"	1/8"	50/100'
AST375X625	3/8"	5/8"	1/16"	50/100'
AST500X750	1/2"	3/4"	1/8"	50/100'
AST750X1000	3/4"	1"	1/8"	50/100'

TUBE: 3-A* Class VI, FDA TPE RECOMMENDED CLEANING: Ethylene Oxide, Gamma, Autoclave 275° F max. TEMP. RANGE: -100 to +250° F



SCT is a low-volatile grade, platinum-cured silicone tubing. Produced in an ISO Class 7 Clean Room specifically for use in critical biotech, pharmaceutical, cosmetic, biomedical and food applications. Works well as peristaltic pump tubing.

MODEL	I.D.	O.D.	WALL	LENGTH
SCT187X375	3/16"	3/8"	3/32"	25/50/100'
SCT250X500	1/4"	1/2"	1/8"	25/50/100'
SCT375X625	3/8"	5/8"	1/8"	25/50/100'
SCT500X750	1/2"	3/4"	3/4"	25/50/100'
SCT750X1000	3/4"	1"	1/8"	25/50/100'

TUBE: Translucent Silicone, RoHS, 3-A* CLASS VI - Platinum Cured RECOMMENDED CLEANING: ETO, SIP, Autoclave, Gamma TEMP. RANGE: -90 to +430° F



APF is a **Phthalate (DEHP) FREE** vinyl tubing. Designed to be softer for use with laboratory equipment and vacuum lines. It also addresses the concerns of REACH compliance and meets USP Class VI testing.

MODEL	I.D.	O.D.	WALL	LENGTH
APF250X500	1/4"	1/2"	1/8"	100'
APF375X500	3/8"	1/2"	1/16"	50/100'
APF500X750	1/2"	3/4"	1/8"	50/100'
APF625X1375	5/8"	1-3/8"	3/8"	50/100'
APF750X1000	3/4"	1"	1/8"	50/100'

TUBE: 3-A* Class VI, FDA PVC RECOMMENDED CLEANING: Ethylene Oxide TEMP. RANGE: 25 to +150° F



ACT combines the outstanding characteristics of a chemically inert, USP Class VI certified clear liner of low density polyethylene (LDPE) with a high purity ethylene vinyl acetate (EVA) cover to produce flexible transparent tubing with very good burst strength.

MODEL	I.D.	O.D.	WALL	LENGTH
ACT250X375	1/4"	3/8"	1/16"	50'
ACT375X500	3/8"	1/2"	1/16"	50'
ACT500X625	1/2"	5/8"	1/16"	50'
ACT500X750	1/2"	3/4"	1/8"	50'
ACT750X1000	3/4"	1"	1/8"	50'

TUBE: Translucent LDPE, RoHS, REACH, 3-A* CLASS VI COVER: Translucent EVA RECOMMENDED CLEANING: ETO TEMP. RANGE: -60 to +150° F

*The 3-A 62-02, standard applies only to assemblies of 3/4" diameter and larger.

PCT Clear Non-reinforced Tubing



FDA PVC transparent tubing is a clear extrusion that is compliant with 3A¹, USDA², USP³, Class VI, FDA⁴, NSF⁵ standards.

PBT Braid Reinforced Tubing



Flexible clear tubing with multiple polyester braids gives dependable reinforcement for all suitable applications and is compliant with 3A¹, USDA², USP³, Class VI, FDA⁴, NSF⁵ & RoHS⁶ standards.

PWT Wire Reinforced Tubing



A heavy-duty hose with steel wire helix rod reinforcement, suitable for milk handling and food processing. It is compliant with 3A¹, USDA², USP³, Class VI, FDA⁴, NSF⁵ & RoHS⁶ standards and provides high suction even in higher temperatures.

PBW Suction/Transfer Hose



PBW combines polyester braids with steel wire of the PBT & PWT hoses to provide the benefits of both. It's compliant with 3A¹, USDA², USP³, Class VI, FDA⁴ & NSF⁵ standards.

PHH Suction/Transport Hose



A clear hose, reinforced with white helix rod is compliant with 3A¹, USDA² and FDA⁴ standards. It provides **extreme low temperature** flexibility, ideal for use in milk hauling.

PHC Suction/Transfer Hose



A clear hose, reinforced with clear helix rod is compliant with 3A¹, USDA² and FDA⁴ standards. Suited for in-plant environments, its low temperature flexibility is perfect for all liquid dairy or dry product transfers.

Note: PHH & PHC available with reusable fittings only

*The 3-A 62-02, standard applies only to assemblies of 3/4" diameter and larger.

WARNING: Working pressure ratings for all Flex-Rite™ Products are based on 70° F (ambient temperature). Working pressure and vacuum ratings will decrease as temperatures increase. For "P" series applications that exceed 100°F contact manufacturer for suggestions

P-Series hoses are Phthalate (DEHP) FREE

MODEL	I.D.	O.D.	WORKING PRESSURE	MIN. BEND RADIUS	WEIGHT PER FT.	VAC. IN HG.	LENGTH
PCT050*	1/2"	.75"	45 PSI	-	.13 lbs.	-	100'
PCT075	3/4"	1.12"	40 PSI	-	.30 lbs.	-	100'
PCT100	1"	1.37"	35 PSI	-	.38 lbs.	-	100'
PCT150	1 1/2"	1.87"	35 PSI	-	.54 lbs.	-	50'
PCT200	2"	2.50"	35 PSI	-	.96 lbs.	-	50'

TUBE FDA, 3-A*, USP Class VI, PVC
REINFORCEMENT Clear extrusion no reinforcement

COVER Clear
TEMP. RANGE 25 to 150° F

MODEL	I.D.	O.D.	WORKING PRESSURE	MIN. BEND RADIUS	WEIGHT PER FT.	VAC. IN HG.	LENGTH
PBT050*	1/2"	.81"	200 PSI	-	.13 lbs.	-	100'
PBT075	3/4"	1.12"	150 PSI	-	.22 lbs.	-	100'
PBT100	1"	1.37"	125 PSI	-	.30 lbs.	-	100'
PBT150	1 1/2"	1.94"	100 PSI	-	.64 lbs.	-	100'
PBT200	2"	2.49"	75 PSI	-	.94 lbs.	-	100'

TUBE FDA, 3-A*, USP Class VI, PVC
REINFORCEMENT Clear extrusion with polyester textile inner braid

COVER Clear
TEMP. RANGE 25 to 150° F

MODEL	I.D.	O.D.	WORKING PRESSURE	MIN. BEND RADIUS	WEIGHT PER FT.	VAC. IN HG.	LENGTH
PWT050*	1/2"	.81"	150 PSI	2.0"	.21 lbs.	29"	100'
PWT075	3/4"	1.12"	150 PSI	3.0"	.36 lbs.	29"	100'
PWT100	1"	1.37"	100 PSI	4.0"	.44 lbs.	29"	100'
PWT150	1 1/2"	1.86"	50 PSI	6.0"	.58 lbs.	29"	50'
PWT200	2"	2.39"	50 PSI	8.0"	.84 lbs.	29"	50'
PWT250	2 1/2"	3.00"	50 PSI	10.0"	1.38 lbs.	29"	50'
PWT300	3"	3.50"	50 PSI	12.0"	1.64 lbs.	29"	50'

TUBE FDA, 3-A*, USP Class VI, PVC
REINFORCEMENT Clear extrusion with steel wire helix

COVER Clear
TEMP. RANGE 25 to 150° F

MODEL	I.D.	O.D.	WORKING PRESSURE	MIN. BEND RADIUS	WEIGHT PER FT.	VAC. IN HG.	LENGTH
PBW050*	1/2"	.90"	250 PSI	2.0"	.26lbs.	29"	100'
PBW075	3/4"	1.19"	225 PSI	2.5"	.40 lbs.	29"	100'
PBW100	1"	1.45"	225 PSI	3.5"	.52 lbs.	29"	100'
PBW150	1 1/2"	2.03"	175 PSI	5.5"	.86 lbs.	29"	50'
PBW200	2"	2.60"	150 PSI	7.0"	1.28 lbs.	29"	50'

TUBE FDA, 3-A*, USP Class VI, PVC
REINFORCEMENT Electro-galvanized steel wire helix polyester textile inner braid

COVER Clear
TEMP. RANGE 25 to 150° F

MODEL	I.D.	O.D.	WORKING PRESSURE	MIN. BEND RADIUS	WEIGHT PER FT.	VAC. IN HG.	LENGTH
PHH150	1 1/2"	1.79"	75 PSI	4.0"	.45 lbs.	28"	100'
PHH200	2"	2.33"	75 PSI	5.0"	.65 lbs.	28"	100'
PHH250**	2 1/2"	2.87"	55 PSI	8.0"	.84 lbs.	28"	100'
PHH300**	3"	3.42"	55 PSI	11.0"	1.18 lbs.	28"	100'

TUBE FDA, 3-A*, UHMW-PVC
REINFORCEMENT White wire helix

COVER Clear
TEMP. RANGE -40 to 150° F

MODEL	I.D.	O.D.	WORKING PRESSURE	MIN. BEND RADIUS	WEIGHT PER FT.	VAC. IN HG.	LENGTH
PHC100	1"	1.28"	100 PSI	3.0"	.24 lbs.	29"	100'
PHC150	1 1/2"	1.80"	85 PSI	6.0"	.50 lbs.	29"	100'
PHC200	2"	2.36"	85 PSI	8.0"	.71 lbs.	29"	100'
PHC250**	2 1/2"	2.88"	65 PSI	10.0"	.94 lbs.	29"	100'
PHC300**	3"	3.42"	55 PSI	11.0"	1.14 lbs.	29"	100'

TUBE FDA, 3-A*, UHMW-PVC
REINFORCEMENT Clear helix

COVER Clear
TEMP. RANGE -4 to 150° F

¹3A- The PVC compound complies with the criteria in 3-A Sanitary Standards for Multiple-Use Plastic Materials, number 20.

²USDA- The PVC hose has been found chemically acceptable for use in slaughtering, processing, transporting, or storage areas in direct contact with meat or poultry food product prepared under Federal Inspection.

³USP- The PVC compound has been tested and meets the requirements of the USP guidelines, for Class VI Plastics.

⁴FDA- The PVC ingredients used are sanctioned for food contact use under CFR title 21, parts 170-199 or FD&C Act, section 409(h), notifications relating to food contact substance.

⁵NSF- The hose is certified under NSF/ANSI standard 51: Food Equipment Materials. The inner surface PVC Material is also certified as Pipes and Related Products under NSF/ANSI standard 61: Drinking Water System

**Bulk Only (Fittings not available)

IWD

Washdown



Designed for cleanup duties in dairies, creameries, breweries, food, beverage, meat and poultry processing plants. This is an economical, high quality hose capable of handling hot water up to 200° F. The extruded construction provides for excellent handling and flexibility. Abrasion resistant, non-marking cover maintains its sanitary appearance.

MODEL	I.D.	O.D.	WORKING PRESSURE	WEIGHT PER FT.
IWD075	3/4"	1.17"	300 PSI	.40 lbs

TUBE Black EPDM
REINFORCEMENT Two synthetic textile spiral cords
COVER White EPDM
TEMP. RANGE -20 to 200° F

- See RWD on page 6 for an FDA option to IWD -

ISH

Steam



A rugged, abrasive and blister resistant hose for cleaning pumps, valves, tubing and equipment suitable for steam. Stands up to the harshest of environments with a specially formulated tube and cover that will not harden or crack during normal service. The steel braid reinforcement provides for safe use with steam pressures up to 250 PSI at 430° F.

MODEL	I.D.	O.D.	WORKING PRESSURE	WEIGHT PER FT.
ISH075	3/4"	1.25"	250 PSI	.48 lbs

TUBE Black Chlorobutyl
REINFORCEMENT Steel braid
COVER Red EPDM
TEMP. RANGE -40 to 430° F

- Requires a Special Fitting consult factory -

Other Sizes and Colors Available

Steam Hose Safety Facts

Working with steam can be very hazardous. Safety precautions should be observed when handling to minimize or eliminate personal injury or property damage.

Selection and use of steam hoses

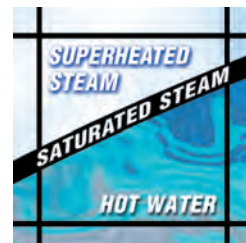
- Make sure steam hose is identified as a steam hose. It should be identified, stating working pressure and temperature rating.
- Make sure working pressure and temperature is not exceeded.
- Do not allow hose to remain under pressure when not in use.
- Avoid excess bending or flexing of hose near the coupling. Straight line operation is preferred. If bends are necessary as part of operation, spring guards may help.

Maintenance Procedures

- Periodic inspection of hose should include looking for cover blisters and lumps
- Check for kinked areas that could damage hose.
- Drain hose after each use to avoid tube damage before hose is put back in operation, to avoid "pop corning" of the tube.
- Do not store hose over hooks.
- Steam hose lying on metal racks or installed around steel piping will dry out the hose, causing and cover cracking.

For quickest response, send ALL request for quotes and purchase orders to: sales@acesanitary.com

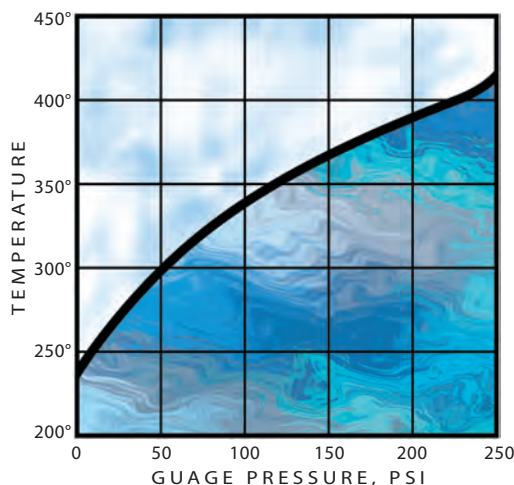
Represented is water when subjected to heat and pressure. Use only hoses specifically designed for each application.



SATURATED STEAM

Guage Pressure (PSI)	Temp. of Saturated Steam (F°)
10	239
25	257
50	298
75	320
100	338
125	353
150	366
175	377
200	385
225	400
250	413

Steam Hose Chart



RMH Rubber Molded Hose



Note:
Each jumper is custom manufactured to specific customer requirements. The above specifications refer to our standard jumper. These specifications will change by selecting different compounds and reinforcement types.

Application: Customizable, flexible flow panel jumper that flexes due to expansion / contraction and ground movement. This flexibility allows for easy connection every time, which minimizes operator time connecting to the panel.

Tube: White FDA, 3-A Chlorobutyl
(Other compounds available: Silicone, EPDM, Nitrile, Viton)

Reinforcement: Spiral plied synthetic fabric w/wire helix

Cover: EPDM
(Other compounds available: Silicone, Chlorobutyl, Nitrile, Viton)

Temp. Range: -40 to 225° F

Working Pressure: 200 PSI

Recommended Cleaning: CIP, COP

Sizes: 3/4" thru 6" I.D.

End Connections: Refer to Ace Sanitary catalog or website: acesanitary.com

Options: Cover colors, compounds, reinforcement, sample valves, proximity switches. Other options available upon request, consult factory.

_WJ Water Jacketed Hose



(Water Jacket can be added to any Flex-Rite hose)

CIP Insulated Hose



(Custom Insulation Package can be added to any Flex-Rite hose)

EHH Electrically Heated Hose Assemblies



EHH is custom manufactured for a variety of applications to keep product flowing. Compared to single conductor heating elements, the **EHH** provides optimal heat transfer to a large (95%) surface area. Individual strand conductors are fixed in place and insulated with flexible, high-temperature fiber. The "Overwrap" layer of silicone rubber secures the conductors and provides a flexible cushion.




Ace's proprietary Seal-Rite fittings are available in a wide range of end styles.

Applications:

- Gel Cap Production Packaging Industry
- Photographic Development Solutions
- Hot Oil Transfer
- Cosmetic Transfer
- Candy Manufacturing
- Chemical Transfer Testing
- Pharmaceutical Slurries
- Hot Fill
- Food Transfer (FDA approved)

To order RMH or EHH contact the factory to discuss your specific application.

Molded Ends



Backup Cup



Single pin polysulfone clamps are lightweight and molded to provide even closing pressure. These clamps are highly recommended over standard steel version for molded hose ends.

- SPP075 – all mini clamps
- SPP150 – 1 & 1.5" clamps
- SPP200 – 2" clamps
- SPP250 – 2.5" clamps
- SPP300 – 3" clamps

Molded Ends

Designed to provide the ultimate in sanitary flow, the "Crack and crevice free" ends come in a variety of configurations on Ace Sanitary "P" series hose using ultra high purity Hytrel. Applications include instances where the process demands no stainless steel wetted parts, lighter weight and OEM applications.

For our "A" series tubing, molded ends are available in Polypropylene, Hytrel and Polysulfone depending on the materials involved. Popular end styles would be Tri-Clamps, I-Lines, threaded ends and bevel seats.

For silicone products, we would offer silicone tri-clamp molded ends with either stainless steel or polysulfone back up rings or cups. Generally, molded ends also provide cost savings.

Note: For all molded ends in sanitary styles Molded plastic clamps are recommended as they provide 360 degrees of pressure vs. SS cast clamps that only provide a few pressure points in the circumference of the tri-clamp or I-line flanges.




Scan QR code to open Single Use Tube Assemblies page on our website.

Molded Assembly Part Number (Example)

M / APT	050	TC050	TC050	OAL	
Molded End	Hose/Tube	I.D. Size	Style/Size 1st End	Style / Size 2nd End	Length"
ACT		025	TC	TC	
APF		037	MT*	MT*	
APT		050	FT*	FT*	
AST		075	IM*	IM*	
PBT		100	IF*	IF*	
PCT		150	BS*	BS*	
PWT			CM*	CM*	
PHC					
PHH					
SCT	} P - Poly Backup Cup				
SSD		} S - SS Backup Cup			
Hose/Tube (example)	} SCTP OR SCTS				
		} SSDP OR SSDS			

CONSULT FACTORY FOR ADDITIONAL CHOICES
 For quickest response, send ALL request for quotes and purchase orders to: sales@acesanitary.com
 Overall length tolerances for assemblies are:
 • 1/4" on assemblies to 24"
 • 1/2" on assemblies to 25" to 60"
 • 1% on assemblies over 60"

* limited sizes & materials. Consult factory



Reusable Sanitary Fitting



BULK PART NO.	HOSE SIZE	CLAMP SIZE	O.D.	I.D.
SR050-TC	.50"	.50" MINI TC	.986"	.370"
SR075-TC	.75"	.75" MINI TC	.986"	.620"
SR100-TC	1.00"	1.00" TC	1.984"	.870"
SR150-TC	1.50"	1.50" TC	1.984"	1.370"
SR200-TC	2.00"	2.00" TC	2.516"	1.870"
SR250-TC	2.50"	2.50" TC	3.047"	2.370"

STEP UP SIZES AND OTHER END STYLES AVAILABLE



Field Attachable

Easy to assemble 3 pc reusable fittings with full traceability designed specifically for most Flex-Rite A, S & P-Series hose.

Lightweight, versatile, works with most hose types and wall thickness. Patent Pending and 3-A* Approved.

Suitable for use with Biotech, High Purity Water, Pharmaceutical, Food & Beverage, Personal Care, Electronics and Potable Water.



Stainless Nut now available

Internal Finish: 15 RA or Better, Electropolishing standard. **Material:** Type 316L Stainless Steel Insert with Delrin nut and sleeve
Options: Custom Size Variations, Styles, Colors Available. **Note:** Step up Sizes Available

* Compliant with standards for Replacement Part Certification 62-02

ReUsable Assembly Part Number (Example)

RE	/	S	/	SSD	100	TC100	TC100	144	-	XX
ReUsable		Nut Mat'l		Hose/Tube	I.D. Size	Style/Size 1st End	Style/Size 2nd End	Length"		Special Services

- S**
- 304 SS
- B**
- Blue Polymer
- ***
- Colors Available (MIN. REQ'D)


- APT 025 = 1/4"
- APF 037 = 3/8"
- ADL 050 = 1/2"
- SCT 062 = 5/8"
- SSD 075 = 3/4"
- SDB 100 = 1"
- SXD 150 = 1-1/2"
- SXW 200 = 2"
- SMW
- SMD
- PHH
- PHC
- SCT
- PBT
- PWT
- PCT

- TC = Sanitary Clamp (stepup available)
- TE = Butt Weld - Tube
- Other Styles Available (consult factory)

CONSULT FACTORY FOR ADDITIONAL CHOICES
 For quickest response, send ALL request for quotes and purchase orders to: sales@acesanitary.com

Overall length tolerances for assemblies are:

- 1/4" on assemblies to 24"
- 1/2" on assemblies to 25" to 60"
- 1% on assemblies over 60"






Hose Length Measurements

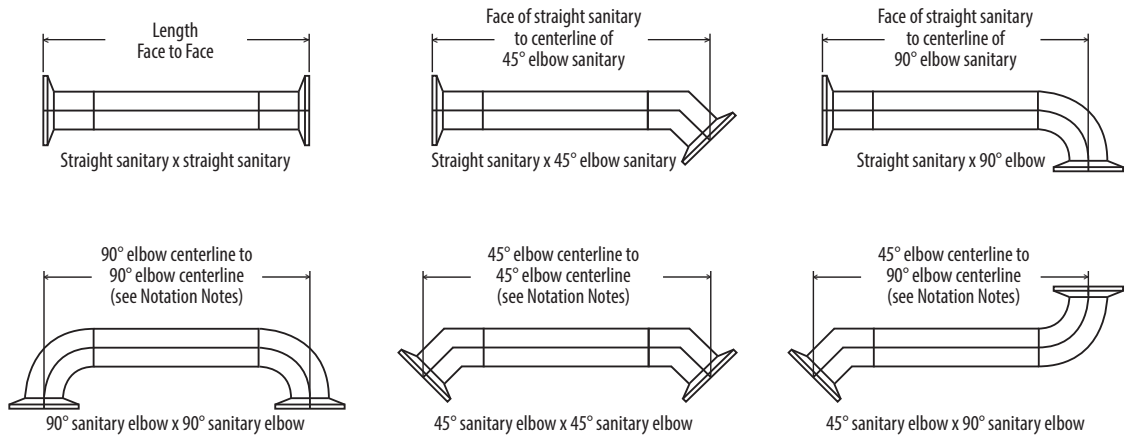
Ace Sanitary hose assemblies are generally measured from end to end. The exceptions to this practice are illustrated at left. JIC Female Swivel, Female Cam & Swivel, and Sanitary Bevel Seat fittings are measured lengthwise from the sealing surface of the fitting.

Length Tolerance

Up to 24" OAL assemblies: 1/4" (.250")
 Over 24" up to 60": 1/2" (.500")
 Over 60": 1%

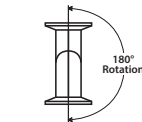


The following illustrations show how to measure the overall length (OAL) of Ace Sanitary hose assemblies, including 45° and 90° elbow fittings. Examples are shown with clamp style sanitary fittings.



Rotation Notes:

When ordering double elbow hose assemblies, angular orientation between the elbows is expressed in degrees. The angle is measured counterclockwise from the centerline of the nearest fitting when the fitting is positioned at 6 o'clock to the centerline of the other fitting, as shown at right.

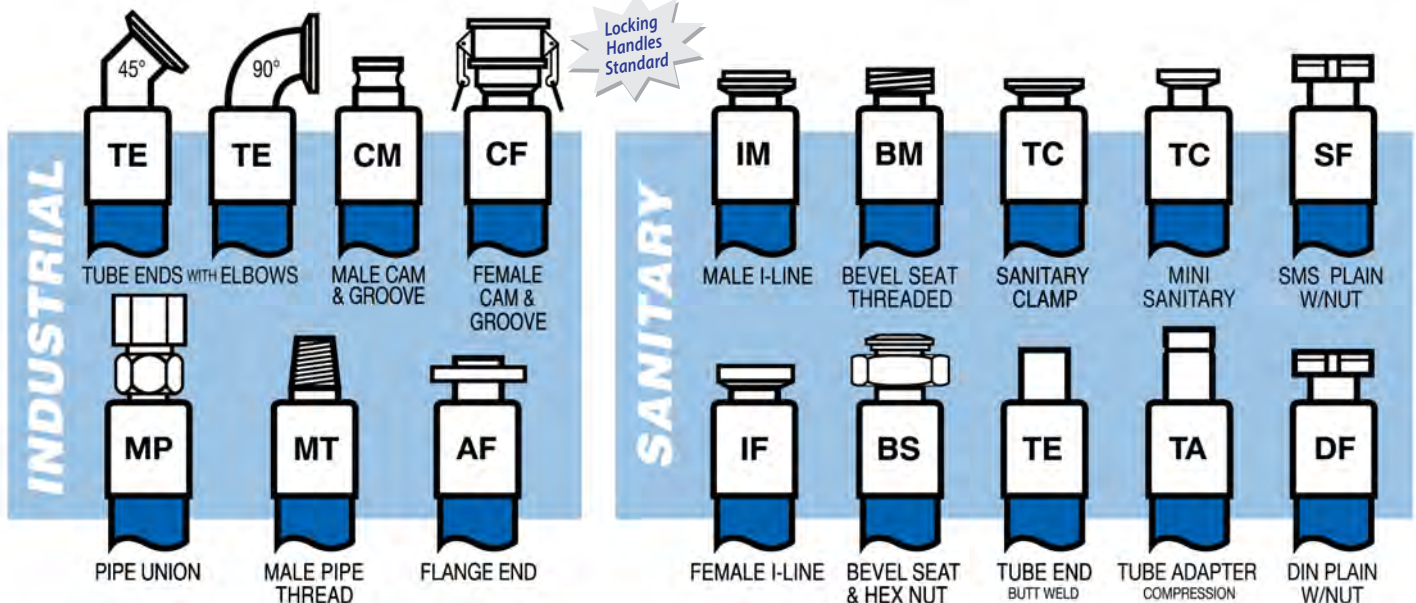


(Front view)
 Angle orientation measured in degrees (counterclockwise)



(Side view)
 180° configuration

Popular End Connector Styles *Complete listing on page 19.*



Assembly Part Number

(Example)

RSD	050	TC	050	TC	050	288
Hose	I.D. Size	Style / Size 1st End		Style / Size 2nd End		Assembly Length (INCHES)



Hose

I.D. Size

End Style

RDC	025 = 1/4"	TC = SanitaryClamp <i>(stepup available)</i>
RES	037 = 3/8"	TE = Butt Weld - Tube
RCR	050 = 1/2"	BS = Bevel Seat - Plain w/nut
RSD	062 = 5/8"	BM = Bevel Seat - Threaded
RCT	075 = 3/4"	IF = I - Line - Female
RBT	100 = 1"	IM = I - Line - Male
RWD	150 = 1-1/2"	JM = John Perry - Threaded
RWS	200 = 2"	JF = John Perry - Plain w/nut
FRH	250 = 2-1/2"	QM = Q - Line
FDF	300 = 3"	CF = Cam - Female
FPE	400 = 4"	CM = Cam - Male
TSC	600 = 6"	MT = Male - NPT Pipe Thread
TXS		FT = Female - NPT Pipe Thread
TSP		AF = Flange End
TRP		FF = BSM - Flat Face Plain w/nut
TSB		FM = BSM - Flat Face Threaded
TCB		RF = RJT - Plain w/nut
TCP		RM = RJT - Threaded
TVF		SF = SMS - Plain w/nut
SXW		SM = SMS - Threaded
SXD		DF = DIN - Plain w/nut
SSD		DN = DIN - Threaded
PCT		TA = Compression Tube End
PBT		
PWT		
PBW		

See
Product
Pages
for
Sizes

CONSULT FACTORY FOR ADDITIONAL CHOICES

For quickest response, send ALL request for quotes and purchase orders to:

sales@acesanitary.com

Overall length tolerances for assemblies are:

- 1/4" on assemblies to 24"
- 1/2" on assemblies to 25" to 60"
- 1% on assemblies over 60"

Chemical Charts are located on our website

Prior to Installation

inspect hose completely for signs of obvious damage. Possible damage may include cuts to cover, kinking, broken braids and crushing. This damage can reduce hose life and pressure rating.

Do Not Use any damaged hose.

Hose should be application specific. Review materials, pressures, chemical compatibility, temperature and environment to ensure proper selection of hose.

- Failure of hose will occur when hose is bent (Fig. 1) beyond minimum bend radius. Bend radii are given for individual products and sizes. The bend radius values must be observed (measure to inside radius of fluoropolymer-lined hose and the centerline for stainless steel metal hose) for hoses to be installed properly. Occasionally, vacuum and pressure ratings are based on not to exceed 2% minimum bend radius. The manufacturer should be contacted for specific hose rating and data.
- Restrict hose movement to a single plane (Fig. 2) to minimize resultant twisting or torque. Within the bending plane is where flexing should occur. Stress fatigue increases with excessive bending of hose.
- Axial or twisting movement (Fig. 3) should be eliminated. The likelihood of leakage or failure increases for hoses that are twisted (torqued) during assembly. Floating flanges or swivel-type fittings (i.e., JIC) can eliminate improper twisting.
- Avoid stretching or compressing the hose (Fig. 4) along its longitudinal axis with in-line installation.

Motion Calculations

Axial Motion: Motion that occurs when a hose is compressed along its longitudinal axis. Axial motion is only applicable in very short lengths of annular hose only. Fluoropolymer lined hose should not be subjected to axial motion.

Offset Motion: Motion that occurs when one end of the hose is deflected in a plane perpendicular to its longitudinal axis with the ends remaining parallel. In offset applications where motion is repeated, the offset should never exceed 25% of the minimum bend radius. To calculate the required live length to achieve a desired offset, use the following calculations:

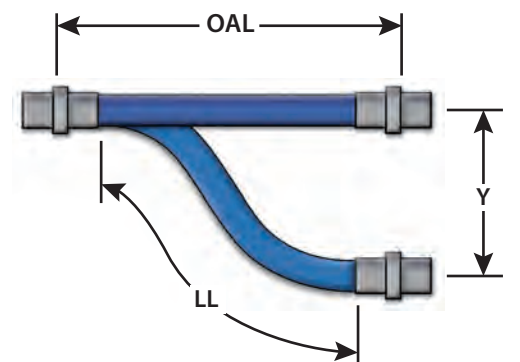
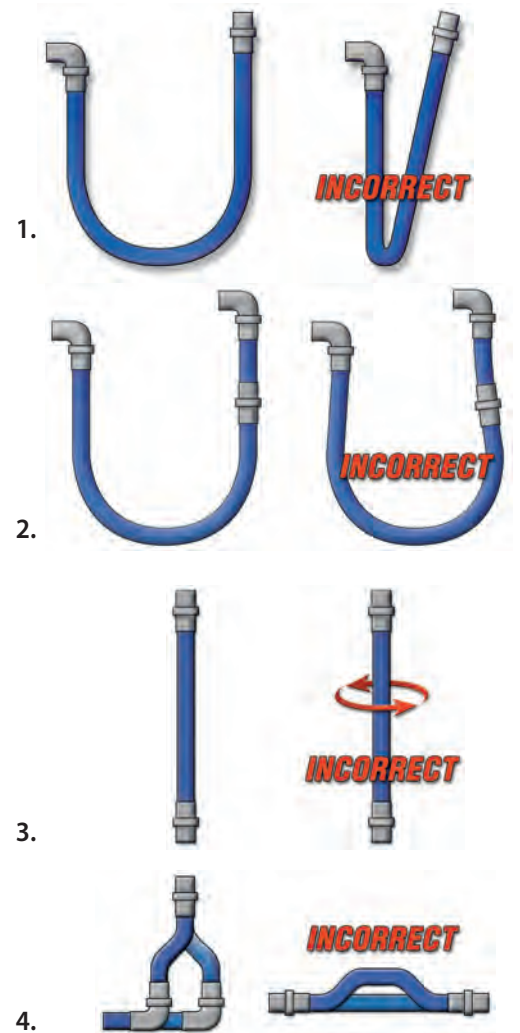
$$LL = \sqrt{6YR + Y^2}$$

LL = Hose live length, inches

R = Min. Bend Radius, inches

Y = Offset, inches

OAL = LL + Fittings Length + (2x nominal hose diameter)



Note: Where offset motion "Y" occurs on both sides of hose centerline, the hose live length should be based on total travel, or 2Y. The modified calculation will be:

$$LL = \sqrt{12YR + (2Y)^2}$$

Bend Radius (fluoropolymer hose and all rubber hose)

- The radius of a bent section of hose measured to the innermost surface of the curved portion (R1)

Bend Radius (metal hose)

- The radius of a bent section of hose measured to the hose centerline (R2)

Minimum Bend Radius

- The smallest radius at which a hose can be used

Force to Bend

- The amount of stress required to induce bending around a specific radius - a measure of stiffness

Maximum Rated Working Pressure

- The maximum pressure hoses should be subjected to on a continuous basis

Maximum Rated Test Pressure

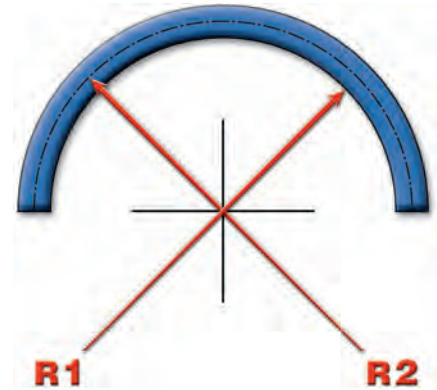
- The maximum rated pressure is multiplied by 150%

Nominal Rated Burst Pressure

- The average pressure at which the core of braid will rupture at ambient temperature

Pressure / Temperature Correction

- Hose pressure capabilities decrease as the temperature increases. Consult factory to determine pressure rating at elevated temperatures



Bend Radius All (except Metal Hose) Measure to inside radius

Bend Radius for Metal Hose, Measure to centerline radius

Flexibility / Bend Radius

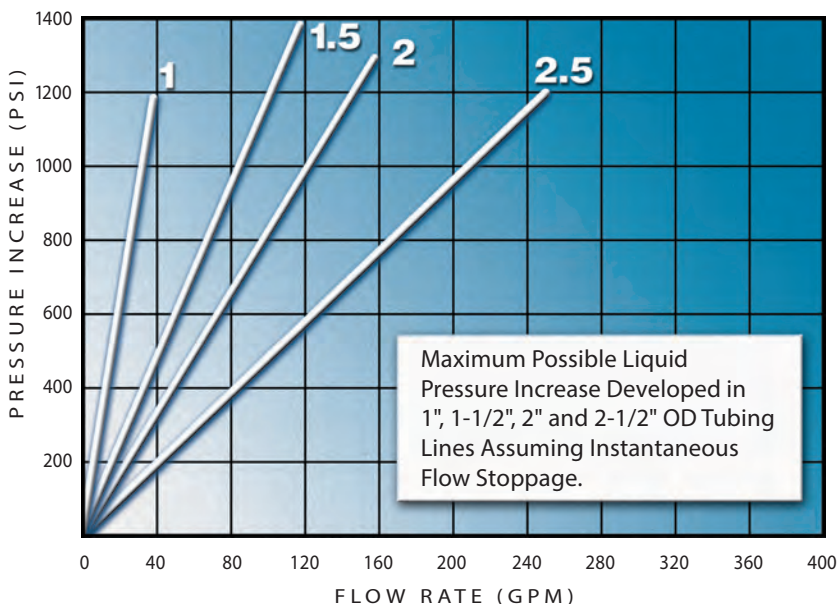
Reprinted from RMA Hose Handbook IP-2 Fourth Edition

Flexibility and minimum bend radius are important factors in hose design and selection if it is known that the hose will be subjected to sharp curvatures in normal use. When bent at too sharp an angle, hose may kink or flatten in the cross-section. The reinforcement may also be unduly stressed or distorted and the hose life thereby shortened.

Adequate flexibility means the hose should be able to conform to the smallest anticipated bend radius without over stress. The minimum bend radius is generally specified for each hose in this catalog. This is the radius to which the hose can be bent in service without damage or appreciably shortening its life. The radius is measured to the inside of the curvature.

Hydraulic Shock...

Due To Instantaneous Pressure Increase



Formula to determine minimum hose length given bend radius and degree of bend required:

$$L = \frac{A}{360^\circ} \times 2\pi B$$

L = Minimum length of hose to make bend
(bend must be made equally along this portion of hose length)

A = Angle of bend

B = Given bend radius of hose

π = 3.14

Example: To make a 60° bend at the hose's rated minimum bend radius of 15 cm

$$L = \frac{60}{360^\circ} \times 2 \times 3.14 \times 15 \cong 16 \text{ cm}$$

Thus, the bend must be made over approximately 16 cm of hose length. The bend radius used must be equal to or greater than the rated minimum bend radius. Bending the hose to a smaller bend radius than minimum may kink the hose and result in damage and early failure.

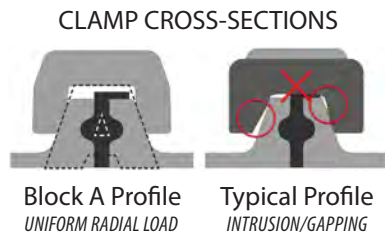
Clamps, Reducers & Hose Supports



Seal-Rite™ Hose Clamp



Engineered Hygienic Clamps

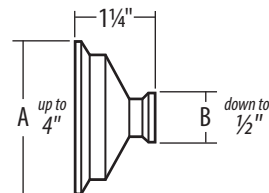


The Seal-Rite GRQ Clamps are optimized for both gasket load and clamp geometry. A patented clamp design features uniform gasket loading, flexibility for challenging alignments, and extended joint life. Achieve maximized joint life while decreasing the potential for gasket intrusion or gapping. Double-Pin Hinge enables sealing of out of tolerance joints with less stress.

Seal-Rite™ Gauge Reducer



For available sizes:
Please contact the factory



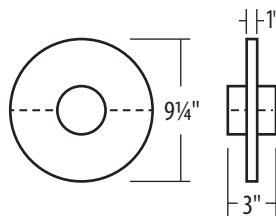
The Seal-Rite Gauge Reducer provides easy and quick transition for a variety of applications. These reducers are machined from 316L Stainless Steel and are permanently marked with heat number. They are electropolished in compliance with the highest sanitary standards. These reducers provide solutions when standard concentric reducers aren't conducive for tight, confined areas.

Saves transition time!

Seal-Rite™ Hose Support




For use with:
RSD, RDC, RES, RCR, RCT, RWS, RWS-L
In sizes: 1 1/2" - 2" - 3" - 4"



The Seal-Rite Hose Support provides additional protection for your transfer hoses. In environments where abnormal cover wear can occur, you can lift up and extend the life of your hose. The two halves easily attach with two recessed locking screws. The lightweight design, wide outer edges and even wider collar provides stability which eliminates kinking. Our supports are ideal for use in receiving bays to eliminate damming or pooling water.

Seal-Rite™ Fitting Bumper



For available sizes:
Please contact the factory

BUMPER should be installed during assembly

Protect Your Investment

The Seal-Rite Fitting Bumper provides additional protection for your floors and fittings. The bumper elevates the fitting while absorbing the occasional mishap.

This product is a Minimum Order" item. Consult factory about ordering.

Wrap-Rite™ Easy Install



Helps Control Condensation

Added safety to reduce possibility of workplace burn injuries.

Fiberglass Free and doesn't release airborne particulates.

Wrap-Rite is designed to reduce the risk of burns with insulated material that's flexible, easily trimable and self-connecting. It easily wraps around hot flexible metal hoses, pipes, valves and a variety of high temperature transfer lines. Wrap-Rite is ideal for use in production, clean-room and lab environments. For applications where condensation is a problem, Wrap-Rite can reduce/prevent its occurrence.

Traceability Solution...

for Silicone or Silicone covered hoses.


- Permanently Attached, No Product Contact
- Completely Sealed, Easy to Read Text
- Autoclavable, CIP & SIP Compatible
- Label Contains Custom Information as Needed
- Quick Turn-around with Customized Text Available



SML *Molded Labels*

HRA

"Arched" Hose Rack



HRS

"Slotted" Hose Rack



Stainless Hose Racks

Proper hose storage is critical to maintain the working life of hose assemblies. Stainless Space™ Hose Racks are the perfect solution to organizing your sanitary hose assemblies. When used properly, these Racks ensure that each hose is stored in accordance with the manufacturer's recommendations.



Features & Benefits

- Compact designs for use in any clean environment.
- Extends hose working life and ensures 100% drainage.
- Eliminates clutter and enhances safety.
- Stores hoses, clamps gaskets and adapters in one convenient location.
- Conforms with FDA and 3A regulations for hose storage.

Stainless Steel Fabrications and Customs Designs Include:

Container & Utensils

- Trays
- Funnels
- Pans
- Samplers

Work Tables

- Heavy Duty
- Meets Sanitary Specs
- Variety of Configurations

Custom Furniture

- Cabinets
- Cupboards
- Carts
- Bench Tops

Ladders

- Non-folding

Stools

- Functional & Dependable

HRM

"Mobile" Hose Rack



Hose Sling *Hose Support*



Protect Your Investment

Designed to suspend hoses in a polyurethane saddle. Each model comes complete with its own UV treated sling, which is fastened in a choker position. Hose Sling provides for OEM's minimum bending radius to protect hose from kinking and to prolong the life of the hose.

Vue-Gard *Protective Shield*



These "See-Thru" shields withstands temperatures up to 300°F and pressure to 1000 PSI

Special fabrication for flow indicators, pressure vessels, heat exchangers and various instruments used in process industries.

Test Benches

This test bench assures that your assembly has been joined correctly. The programmable PLC Controller gives the operator the ability to pre-program and repeat a test sequence. (optional save to USB)



Cutoff Saws

These rugged, dependable saws offer features not found on other saws. Choose the one with the capabilities and features which meet your individual requirements.



Molded Label Machines

Equipment to make permanent labels on silicone or silicone covered hose. Label can contain part number, date, serial number or custom information as needed.




Part Marking

The MLM fiber laser system packs a powerful punch and gives users maximum application flexibility. Front mounted controls make operation simple.

A USB connection to a laptop or desktop PC is all that is required to start programming. Quickly mark text, barcodes, serial and date codes, graphics and more.

Washdown, Crimpers



Washdown Station

The Ace Sanitary Washdown Station delivers a high temperature wash down using a proprietary mixing valve that combines steam and water for a constant stream at the operator's set temperature.

The intuitive safety shutoff feature essentially eliminates the "hose full of steam" problem of the past, decreasing hazardous conditions.

With a single moving part, the thermal actuator within the mixing valve cartridge, the Ace Sanitary Washdown Station ensures long, uninterrupted use and silent operation, even in high mineral content water conditions.



The HCX (Hot/Cold Water Mixing) Station combines simplicity and cost effectiveness with the reliability and safety inherent in all washdown stations by Ace Sanitary

For quickest response, send ALL requests for quotes and purchase orders to: sales@acesanitary.com

FlexCrimp

Flex-Crimp™ brand of crimpers are powerful machines capable of crimping a variety of sanitary, hydraulic, composite and industrial hoses. All Flex-Crimp models come standard with a quick-change tool for quick and easy die changes. The touch screen crimp controller takes the guess work out of crimping with easy machine calculations.

The Flex-Crimp system continuously crimps to within .005" every time. The Flex-Crimp line of products offers the most consistent crimp in the market today and comes with a one-year manufacturer's warranty.



The CC60 crimper with a 7.5 HP pump for 265 tons of crimping force and has the capacity to crimp up to 4" industrial hose.



The CC38 crimper with 240 ton crimping force has the capacity to crimp 1 1/4" multi spiral hydraulic hose and 2" industrial hose.

STAMPED

This acronym that will assist you in specifying the correct hose and fitting.

S = Size

Identify the I.D. (inside diameter) of the hose

T = Temperature

Identify both working (product being transferred) and cleaning temperatures

A = Application

Identify how the hose assembly will be used: equipment type and environmental conditions

M = Media

Identify all fluids being transferred (product & cleaning) to choose chemically-compatible materials

P = Pressure

Identify both working & cleaning (maximum) pressures to assure proper hose selection

E = End Style

Identify the connection type and alignment needed

D = Delivery

Identify any special packaging or delivery needs for hose shipment

Cautionary Statement

All products are in the nature of commodities and they are sold by published specifications and not for particular purposes, uses or applications. Purchaser shall first determine their suitability for the intended purposes, uses or applications and shall either conduct its own engineering studies or tests, or retain qualified engineers, consultants or testing laboratories and consult with them before determining the proper use, suitability or propriety of the merchandise or products for the intended purposes, uses or applications.

Purchaser shall follow all instructions contained in sellers catalogs, brochures, technical bulleting and other documents regarding the product. Purchasers or users of the products should frequently and consistently undertake inspections and protective measures with respect to the use and application of products, which should include the examination of tube and cover, conditions of the hose or tubing and the identification, repair or replacement of sections showing cracking, blistering, separations, internal and external abrasions, leaking or slipped couplings or connections and make proper proof tests.

Limited Warranty

The merchandise or products sold or distributed by seller are warranted to its customers to be free from defects in material and workmanship at the time of shipment by us, subject to the following provisions. Unless otherwise specified, all warranty claims shall be made within six(6) months after product ship date by seller - see packing slip for details. Seller's liability hereunder is limited to the purchase price of any products proving defective, or at seller's option, to the replacement of such products upon which its authorized return to seller.

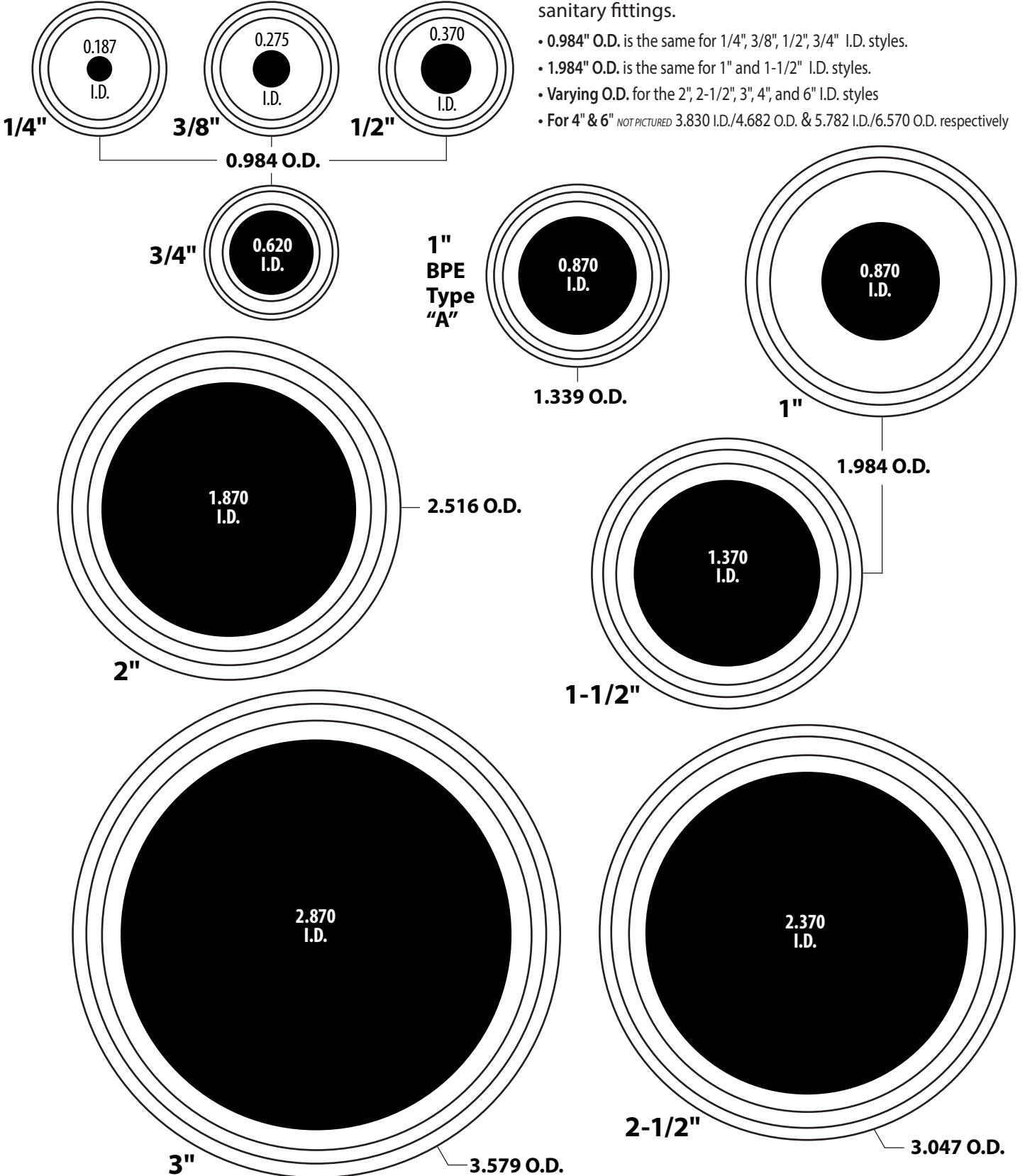
This warranty is in lieu of and excludes all other warranties, expressed, implied, statutory, or otherwise created under applicable law including, but not limited to, the warranty of merchantability and the warranty of fitness for a particular purpose. In no event shall seller or manufacturer of the product be liable for special, incidental, or consequential damages, including loss of profits, whether or not caused by or resulting from the negligence of seller and /or the manufacturer of the product, unless specifically provided herein. In addition, this warranty shall not apply to any products or portions thereof which have been subjected to abuse, misuse, improper installation, maintenance or operation, electrical failure or abnormal conditions, and to products which have been tampered with, altered, modified, repaired, reworked by anyone not approved by seller, or used in any manner inconsistent with the provisions of the "cautionary statement" above.

Sanitary Clamp Fitting

1/4"x1/2" & 3/8"x1/2" Mini Step-Up Clamps
 ...In Stock for Immediate Shipment

These actual-size drawings are provided for your convenience and ordering accuracy when specifying sanitary fittings.

- 0.984" O.D. is the same for 1/4", 3/8", 1/2", 3/4" I.D. styles.
- 1.984" O.D. is the same for 1" and 1-1/2" I.D. styles.
- Varying O.D. for the 2", 2-1/2", 3", 4", and 6" I.D. styles
- For 4" & 6" NOT PICTURED 3.830 I.D./4.682 O.D. & 5.782 I.D./6.570 O.D. respectively



Product Specific Literature is available on our Website



For quickest response,
 send ALL request for quotes
 and purchase orders to:
sales@acesanitary.com



Scan **QR** code to
 visit acesanitary.com
 for new additions and
 most up-to-date
 product information

DISTRIBUTED BY:



513-889-2118 • 855-357-4110

5219 Muhlhauser Rd, Cincinnati, OH 45011

www.acesanitary.com

AS72022